

Accessing the Internet at Home

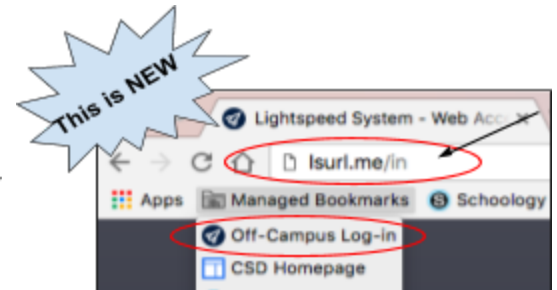
Connect to your wireless router by selecting the  in the top right corner

Open an Internet Browser (Safari or Chrome)

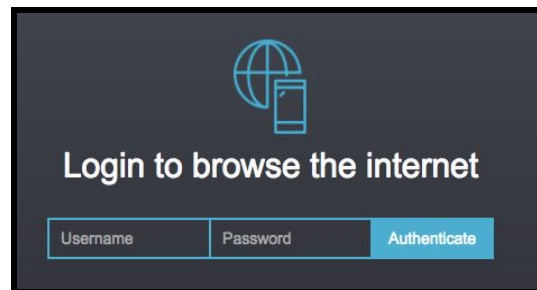
- o *Note: It may seem that it is not working at first.*

Steps to success:


- o Type **LSURL.me/in** into the browser or choose Managed Bookmarks → Off-Campus Log-in



- o You should see a login screen
- o **Sign-in** with your username and password



- o Your name will appear below "Login Successful"
- o **Open a new tab** and web pages should load correctly




It is recommended that students log into their Google Account and Schoology Account through the Student Portal found on the Cocalico School District's Website.

If you experience technical issues that you cannot resolve, check in with your homeroom teacher the next morning and speak with the library staff.

Screens you may see



You are not completely connected to your wireless router. Check the 

You need to log into the browser. See directions above.

